

Data Sheet

Acid Leak Detection (ALD) Assembly

FEATURES

- Acid sensing component (yellow in photo turns **red** when exposed to acid with a pH ≤ 3.0)
- Available with pressure ranges to 10,000 psi
- Gauge welded to seal standard
- Available with Halocarbon[®] fill for oxidizing acids
- Optional orange or yellow gauge case for identification
- Available with Silicone-free **PLUS!**[™] Performance
- Custom dials available

SPECIFICATIONS

Accuracy:	±1.0% of span (1259, 1279) or ±1.5% of span (T6500)
Process Connection Size:	½ NPT
Case Style:	Solid front with pressure relief back
Pointer:	Micrometer, adjustable, aluminum
Weather Protection:	Hermetically sealed: IP66
Diaphragm Seal Type:	510 Threaded, DF Flanged
Window Material:	Shatterproof glass, acrylic (OPT.)
Tamper Proof Design:	Diaphragm seal welded to gauge socket
Pressure Rating (MAWP):	Vac. to 1,500 psi @ 100°F: (STD.) 1,500 to 10,000 psi @ 100°F: (OPT.)

WETTED COMPONENTS

Diaphragm:	316L SS, Hastelloy [®] C-276, Monel [®]
Lower Housing: (510 only)	316L SS, Hastelloy [®] C-276, Monel [®]

NON-WETTED COMPONENTS

Top Housing:	316L SS, Monel [®] (510 only)
--------------	--

Consult material selector/corrosion guide at www.ashcroft.com for acid compatibility



KEY BENEFITS

- Tamper proof design, gauge welded to seal
- Visual indication of leaking process media
- Dual containment for safety

Data Sheet

Acid Leak Detection (ALD) Assembly

ORDERING CODE	Example:	45	ALD	1	S	1P	P	4	G	100#	-XOC
Dial Size											
45 - 4½" Dial (available only with cases 1 and 2)		45									
10 - 100mm Dial (available only with case 3)											
Assembly											
ALD - Acid leak detection			ALD								
Case											
1 - 1279 (available only with dial size 45)				1							
2 - 1259 (available only with dial size 45)											
3 - T6500 (available only with dial size 100mm)											
Bourdon Tube & Gauge Process Connection											
S - 316 SS					S						
P - Monel®											
Diaphragm Seal and Material											
1S (510) - 316L SS											
1P (510) - Monel® (available only with (P-Monel®) lower housing)						1P					
1H (510) - Hastelloy® C-276											
2S (DF) - 316L SS											
2P (DF) - Monel®											
2H (DF) - Hastelloy® C-276											
2U (DF) - Tantalum											
Lower Housing Material (510 seal only)											
N - No lower housing for DF seal											
S - 316L											
P - Monel® (available only with (P-Monel®) diaphragm material)							P				
H - Hastelloy® C-276 510 seal											
Process Connection Size and Type											
04 - ½ NPT Male											
1A - 1" 150RF Flange DF seal											
1B - 1" 300RF Flange DF seal											
1C - 1" 600RF Flange DF seal											
1D - 1.5" 150RF Flange DF seal											
1E - 1.5" 300RF Flange DF seal											
1F - 1.5" 600RF Flange DF seal											
2A - 2" 150RF Flange DF seal											
2B - 2" 300RF Flange DF seal											
2C - 2" 600RF Flange DF seal											
2D - 2" 1500RF Flange DF seal											
3A - 3" 150RF Flange DF seal											
3B - 2" 300RF Flange DF seal											
3C - 2" 600RF Flange DF seal											
3D - 2" 900RF Flange DF seal											
3E - 2" 1500RF Flange DF seal											
System Fill Fluid											
G - Glycerin									G		
S - Silicone											
H - Halocarbon®											
Range (see data sheet)											
100# - 100 psi										100#	
Options (if in choosing an option(s) must include an "X")											
HP - High pressure seal option for ranges 2,000 psi to 10,000 psi											X
LL - <i>PLUS!</i> ™ Performance (1279, T6500 only)											
NZ - Silicone free <i>PLUS!</i> ™ (1279, T6500 only)											
OC - Orange case (available only with case 1)											OC
PD - Acrylic window (recommended for HF applications)											
YC - Yellow case (available only with case 1)											

Data Sheet

Acid Leak Detection (ALD) Assembly

1259, 1279 Pressure Ranges					
	psi	bar	kPa	mPa	kg/cm ²
Vacuum	30IMV	N1BR	N100KP	N1MP	N1KG
	-	N1/.6BR	N100/60KP	.1/.06MP	N1/.6KG
Compound	V/15#	-	-	-	-
	-	N1/1.5BR	N100/150KP	N.1/.15MP	N1/1.5KG
	V/30#	-	-	-	-
	-	N1/3BR	N100/300KP	N.1/.3MP	N1/3KG
	V/60#	-	-	-	-
	-	N1/5BR	N100/500KP	N.1/.5MP	N1/5KG
	V/100#	-	-	-	-
	-	N1/9BR	N100/900KP	N.1/.9MP	N1/9KG
	15#	1BR	100KP	.1MP	1KG
	20#	-	-	-	-
	-	1.6BR	160KP	.16MP	1.6KG
	30#	-	-	-	-
	-	2.5BR	250KP	.25MP	2.5KG
	60#	4BR	400KP	.4MP	4KG
	-	6BR	600KP	.6MP	6KG
	100#	-	-	-	-
	120#	-	-	-	-
	-	10BR	1000KP	1MP	10KG
160#	-	-	-	-	
200#	-	-	-	-	
-	16BR	1600KP	1.6MP	16KG	
300#	-	-	-	-	
-	25BR	2500KP	2.5MP	25KG	
400#	-	-	-	-	
500#	-	-	-	-	
600#	40BR	4000KP	4MP	40KG	
800#	-	-	-	-	
-	60BR	6000KP	6MP	60KG	
1000#	-	-	-	-	
1500#	100BR	10000KP	10MP	100KG	
2000#	-	-	-	-	
-	160BR	16000KP	16MP	160KG	
3000#	-	-	-	-	
-	250BR	25000KP	25MP	250KG	
4000#	-	-	-	-	
5000#	-	-	-	-	
6000#	400BR	40000KP	40MP	400KG	
8000#	-	-	-	-	
-	600BR	60000KP	60MP	600KG	
10000#	-	-	-	-	

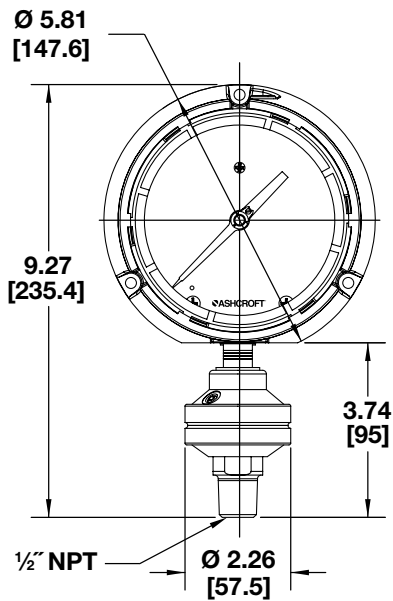
T6500 Pressure Ranges					
	psi	bar	kPa	mPa	kg/cm ²
Vacuum	30IMV	N1BR	N100KP	N1MP	N1KG
	-	N1/.6BR	N100/60KP	.1/.06MP	N1/.6KG
Compound	V/15#	-	-	-	-
	-	N1/1.5BR	N100/150KP	N.1/.15MP	N1/1.5KG
	V/30#	-	-	-	-
	-	N1/3BR	N100/300KP	N.1/.3MP	N1/3KG
	V/60#	-	-	-	-
	-	N1/5BR	N100/500KP	N.1/.5MP	N1/5KG
	V/100#	-	-	-	-
	-	N1/9BR	N100/900KP	N.1/.9MP	N1/9KG
	15#	1BR	100KP	.1MP	1KG
	20#	-	-	-	-
	-	1.6BR	160KP	.16MP	1.6KG
	30#	-	-	-	-
	-	2.5BR	250KP	.25MP	2.5KG
	60#	4BR	400KP	.4MP	4KG
	-	6BR	600KP	.6MP	6KG
	100#	-	-	-	-
	120#	-	-	-	-
	-	10BR	1000KP	1MP	10KG
160#	-	-	-	-	
200#	-	-	-	-	
-	16BR	1600KP	1.6MP	16KG	
300#	-	-	-	-	
-	25BR	2500KP	2.5MP	25KG	
400#	-	-	-	-	
500#	-	-	-	-	
600#	40BR	4000KP	4MP	40KG	
800#	-	-	-	-	
-	60BR	6000KP	6MP	60KG	
1000#	-	-	-	-	
1500#	100BR	10000KP	10MP	100KG	
2000#	-	-	-	-	
-	160BR	16000KP	16MP	160KG	
3000#	-	-	-	-	
-	250BR	25000KP	25MP	250KG	
4000#	-	-	-	-	
5000#	-	-	-	-	
6000#	400BR	40000KP	40MP	400KG	
8000#	-	-	-	-	
-	600BR	60000KP	60MP	600KG	
10000#	-	-	-	-	

Data Sheet

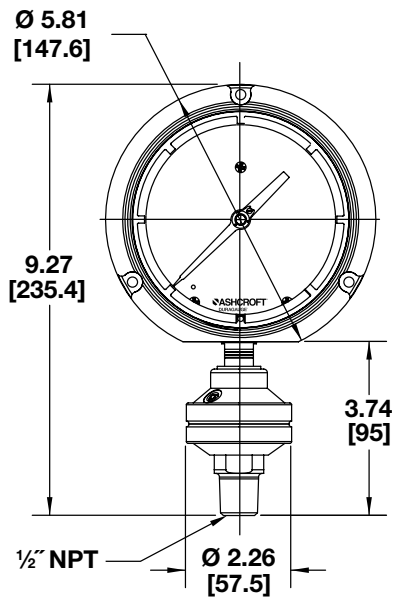
Acid Leak Detection (ALD) Assembly

DIMENSIONS in [] are millimeters

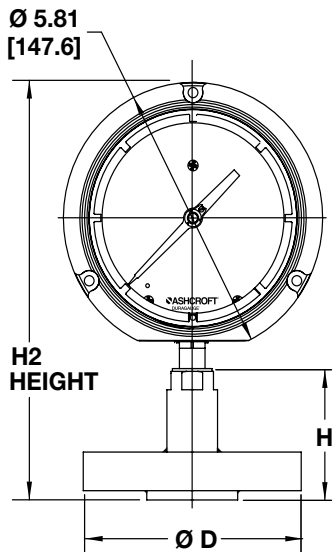
1259/510 Seal Assembly



1279/510 Seal Assembly



1279 or 1259/DF Seal Assembly



1279 or 1259/DF Seal Dimensions

SIZE DN	PRESSURE CLASSES	Ø D	H	H2 HEIGHT	MIN SPAN	WEIGHT lbs [kg]
1"	150	4.33 [110]	2.71 [68.8]	8.835 [224.4]	1bar 14.5 psi	3.3 [1.5]
	300	4.92 [125]	2.75 [69.8]	8.875 [225.4]		4.4 [2.0]
1½"	150	4.92 [125]	2.75 [69.8]	8.875 [225.4]		4.6 [2.1]
	300	6.10 [155]	2.87 [72.9]	8.995 [228.5]		7.7 [3.5]
2"	150	5.91 [150]	2.81 [71.3]	8.935 [223.95]		66 [3.0]
	300	6.50 [165]	2.93 [74.5]	9.055 [230]		88 [4.0]