

## Data Sheet

### Threaded Thermowells

#### FEATURES

- One piece bar stock construction
- Stamped with mil traceable material and heat number
- Testing and certifications including Wake Frequency Calculations per ASME PTC 19.3 TW-2016
- Standard or customized shank dimensions

#### TYPICAL USES

- Chemical and petrochemical plants
- Water and wastewater temperature control
- Pharmaceutical / Biotech
- Food and beverage



**Threaded Thermowells**  
 1/2", 3/4", 1" threaded sizes

#### SPECIFICATIONS

Shank Style: Tapered, straight, or stepped

Process Connection Size: 1/2, 3/4, or 1 NPT Male

Instrument Connection: 1/2 NPSM or 1/2 NPT Female

Bore Size: 0.260" or 0.385"

Surface Finish: 16-32 Ra

Lagging: 2" if U-dimension is <3"  
 3" if U-dimension is >3"

Cap & Chain: Brass, stainless steel

**TABLE 1**

OPTIONS	CODE
Stamp tag number on thermowell	NF
Stainless steel tag wired to thermowell	NH
Hydrostatic test-internal	W9
Clean for oxygen service	6B
Wake frequency calculation	W5
CRN stamped on thermowell (includes W5)	UH
Material origin restriction	UM
Custom Shank and Tip dimensions (dimensions requested need to be on order)	DQ

#### Certificates

Certificate of conformance (per order)	CD-1A
Physical and chemical material test report (MTR's)	W6
Positive material identification (PMI), N/A on carbon steel	MQ
NACE certificate of compliance	CD-5

#### KEY BENEFITS

- Protects instrument against corrosive effects and physical damage caused by media flow
- Permits instrument interchange or calibration check without disturbing/closing down the process
- Tracing of material origin for quality assurance and control

**TABLE 2**

MATERIALS	CODE
304 Stainless steel	C
316 Stainless steel	S
Monel®	M
Hastelloy® B/C	G/H
Carpenter® 20	D
Chrome Moly F11/F22	FA/FB
Duplex 2205 S/S	J
Super Duplex S32750	SD
Inconel® 600	W
Titanium	TI
Carbon Steel	B

# Data Sheet

## Threaded Thermowells

<b>ORDERING CODE</b>	Example:	75	W	0250	L	H	T	260	S	2	XNH	L0350
<b>P-Process Connection Size</b>												
50 - ½ NPT (N/A with U of 0162)												
75 - ¾ NPT Male 75												
10 - 1 NPT Male												
<b>Thermowell</b>												
W - Thermowell W												
<b>U-Process Insertion Length</b>												
0162 - 1½" (Available only with "M" Process Conn. Type & N/A with ½ NPT)												
0250 - 2½" 0250												
0450 - 4½"												
0750 - 7½"												
1050 - 10½"												
1350 - 13½"												
1650 - 16½"												
1950 - 19½"												
2250 - 22½"												
<b>I-Instrument Connection</b>												
Blank - ½ NPSM												
2 - ½ NPT Female												
<b>T-Lagging</b>												
Blank - No lagging												
L - Lagging (or special lag length, see below) L												
<b>Shank Type</b>												
H - Tapered (N/A with U dimension 0162) H												
S - Straight												
R - Stepped (N/A with U dimension 0162)												
<b>Process Connection Type</b>												
T - NPT Threaded T												
M - Limited space threaded used with 1½" U only												
<b>D-Bore Diameter</b>												
260 - 0.260" 260												
385 - 0.385"												
<b>Material</b>												
AA - Brass												
B - Carbon steel												
C - 304 Stainless steel												
S - 316 Stainless steel S												
<b>Cap and Chain</b>												
Blank - No cap and chain												
1 - Brass												
2 - Stainless steel 2												
<b>Options (see Table 1 on page 1 for additional options (If choosing an option(s) must include an "X")</b>												
NH - Stainless steel tag wired to thermowell X NH												
<b>Special Lagging Length</b>												
L - Lagging length × 100 (ex: 3.5" × 100 = L0350) L0350												

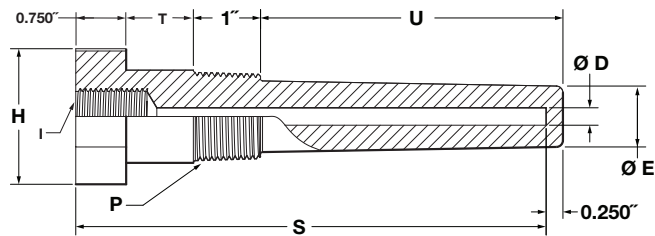
## Data Sheet

### Threaded Thermowells

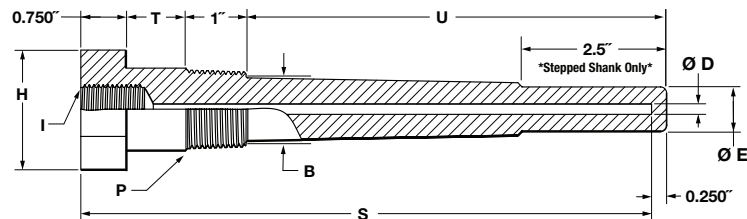
#### DIMENSIONS

For reference only, consult Ashcroft for specific dimensional drawings

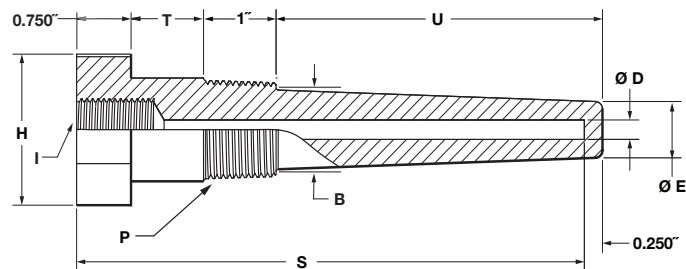
#### Threaded Straight Thermowell



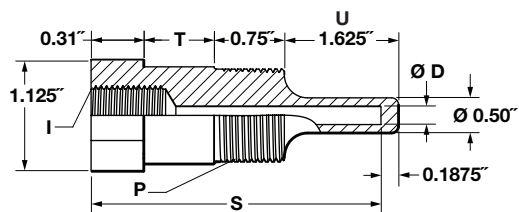
#### Threaded Stepped Thermowell



#### Threaded Tapered Thermowell



#### Limited Space



#### Threaded Straight - 0.260" & 0.385" Bore

P	H	E 0.260" Bore	E 0.385" Bore
1/2"	1.125"	0.50"	0.625"
3/4"	1.125"	0.50"	0.765"
1"	1.375"	0.50"	0.765"

#### Threaded Stepped - 0.260" & 0.385" Bore

P	H	B	E 0.260" Bore	E 0.385" Bore
1/2"	1.125"	0.625"	0.50"	—
3/4"	1.125"	0.75"	0.50"	0.625"
1"	1.375"	0.875"	0.50"	0.625"

#### Threaded Tapered - 0.260" & 0.385" Bore

P	H	B	E 0.260" Bore	E 0.385" Bore
1/2"	1.125"	0.625"	0.50"	—
3/4"	1.125"	0.875"	0.625"	0.766"
1"	1.375"	1.06"	0.625"	0.766"

#### Thermowell Legend

- I - Instrument connection (1/2" NPSM is standard)
- P - Process connection
- T - Lag dimension when required
- B - Root OD
- E - Tip OD
- D - Bore diameter
- U - Insertion depth
- S - Instrument stem length or bore depth
- H - Hex size