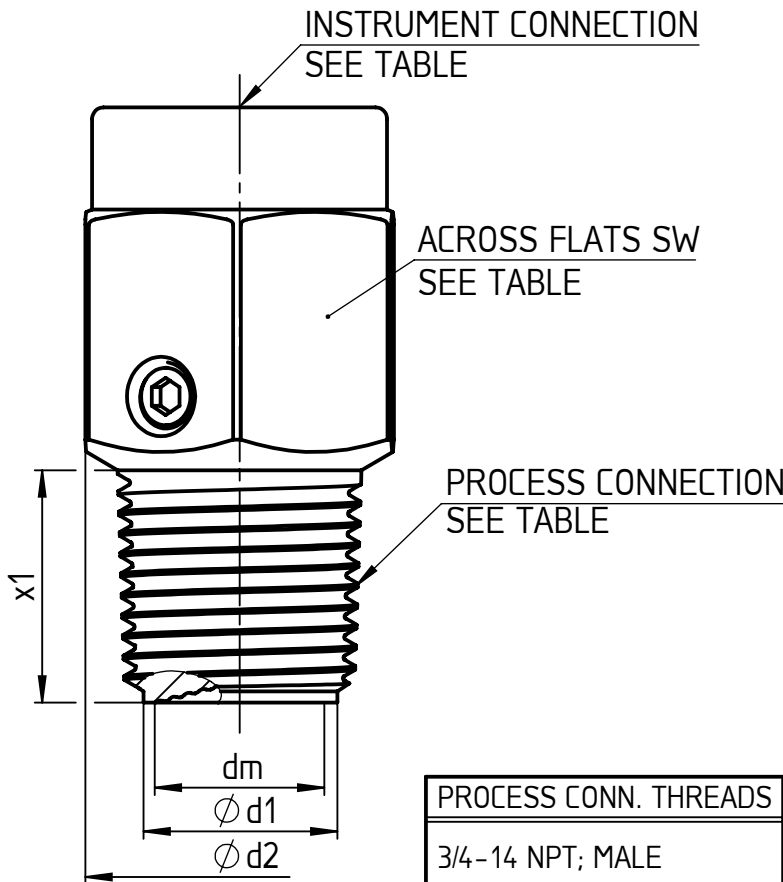
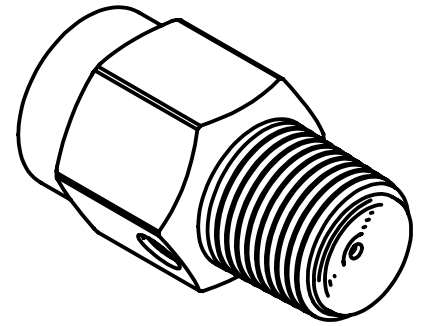


INSTRUMENT CONN. THREADS	CODE
G 1/4; FEMALE	13T
G 1/2; FEMALE	51T
WELDING PORT DIAMETER 8 MM	00T

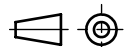


PROCESS CONN. THREADS	CODE	dm	d1	d2	x1	SW
3/4-14 NPT; MALE	06	[0,87] 22	[0,87] 22	[1,18] 30	[0,87] 22	[1,18] 30
1-11,5 NPT; MALE	08	[1,14] 29	[1,14] 29	[1,77] 45	[0,94] 24	[1,61] 41
1 1/2-11,5 NPT; MALE	15	[1,57] 40	[1,73] 44	[2,28] 58	[1,18] 30	[1,77] 45
2-11,5 NPT; MALE	21	[1,81] 46	[2,20] 56	[3,07] 78	[1,18] 30	[2,36] 60
G 1/2; MALE	18	[0,71] 18	[0,71] 18	[1,10] 28	[0,79] 20	[1,10] 28
G 3/4; MALE	23	[0,87] 22	[0,87] 22	[1,18] 30	[0,87] 22	[1,18] 30
G 1; MALE	10	[1,14] 29	[1,14] 29	[1,77] 45	[0,83] 21	[1,38] 35
G 1 1/2; MALE	85	[1,61] 41	[1,73] 44	[2,28] 58	[1,18] 30	[1,61] 41
G 2; MALE	71	[1,81] 46	[2,16] 55	[2,80] 71	[1,18] 30	[2,36] 60

All specifications are subject to change without notice.

This drawing includes confidential information which is the property of ASHCROFT INC. This copy is loaned for a specific purpose, with the understanding that it will not be reproduced or used for any other purpose or disclosed to others, and it will be returned on demand.

Dimensions in mm [inch]



General Dimension

Seal 331,  
Threaded diaphragm seal

Rev.	Description	Date	Name
A	Drawing updated	04.05.21	Krott

**ASHCROFT**

DWG. NO.

A 076 | 3-331