

Type 1009SW Stainless Case Gauge and Stainless Steel System with Tubing Connections



FEATURES

- Easier gauge alignment
- Patented PowerFlex™ movement
- All stainless steel welded construction
- True Zero™ pointer indication
- NEW ventable plug
- NEW patent pending through-dial calibration
- NEW MSL helium leak tested to 1×10^{-6} ATM -cc/sec
- Meets ASME B40.100 standard
- RoHS Compliant
- CRN Approved
- 5 year limited warranty

Ashcroft now offers the highly successful Type 1009SW (2½" and 3½") with ¼" and 6 mm tubing connections. These connections are compatible with all major tube fitting manufacturers.

NEW!
Now With Tubing
Connection

PRODUCT SPECIFICATIONS

Ashcroft Type No.:	1009SW
Sizes:	2½" (63mm), 3½" (100mm)
Case:	304SS
Ring:	304SS polished bayonet
Window:	Polycarbonate
Dial:	Black figures on white background, aluminum
Pointer:	Friction adjust, black, aluminum
Bourdon Tube:	316L stainless steel C-Shaped (Vacuum-600 psi and compound) Helical (1000-15,000 psi)
Socket:	316L Stainless Steel
Movement:	300 series stainless steel, PowerFlex™, polyester segment, overload/underload stops
Connections:	¼" tubing connection 6mm tubing connection. These connections are not available with throttle plugs
Ranges:	Vacuum, compound and ranges to 7500 psi ⁽²⁾
Accuracy:	1% full scale. ASME Grade 1A ⁽¹⁾
Fill Plug:	Ventable
Protection:	Nema 4X / IP65 plug sealed Nema 3 / IP54 plug vented

	Ambient	Process	Storage
Dry	-40 to 200°F	-40 to 250°F	-40 to 250°F
Glycerin	20 to 150°F	20 to 200°F	0 to 150°F
Silicone	-40 to 150°F	-40 to 200°F	-40 to 150°F
Halocarbon	-40 to 150°F	-40 to 200°F	-40 to 150°F

OPTIONAL FEATURES

Liquid fill⁽¹⁾:	Glycerin, Silicone, Halocarbon
Dampening:	PLUS!™ Performance (LL)
Window:	Safety Glass (SG)
Pointer:	Micrometer (MP)
Mounting:	U-clamp (UC), Front flange (FF), Back flange (FW)
Dials:	Receiver ranges, refrigerant ranges. Custom dials
Oxygen Clean Service:	to ASME B40.100 Level IV (X6B) (dry gauge only)
Free From Oil:	(X6W)

⁽¹⁾When these gauges are liquid filled the total gauge accuracy may be as much as 1.5%

⁽²⁾Based on wall thickness of the gauge socket

HOW TO ORDER (Typical example)

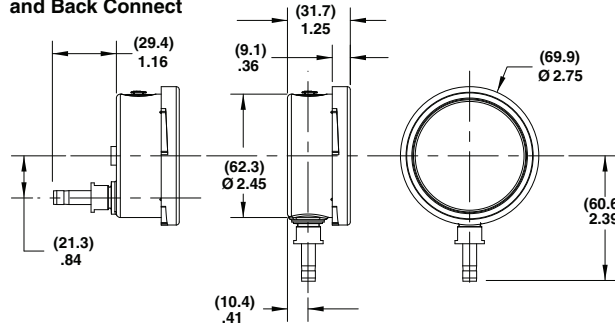
	25	1009	SW (L)	JP L	XXX	100#
Dial Size: 2½" (25), 3½" (35)	_____	_____	_____	_____	_____	_____
Case Type: 1009	_____	_____	_____	_____	_____	_____
Tube and Socket Material: 316L SS	_____	_____	_____	_____	_____	_____
Liquid Filled: (glycerin) leave blank if dry	_____	_____	_____	_____	_____	_____
Connection Size: ¼" tubing (JP), 6mm tubing (JQ)	_____	_____	_____	_____	_____	_____
Connection Location: Lower (L), Lower Back (B)	_____	_____	_____	_____	_____	_____
Options:	_____	_____	_____	_____	_____	_____
Range: 0/100 psi	_____	_____	_____	_____	_____	_____

Type 1009SW Stainless Case Gauge and Stainless Steel System with Tubing Connections

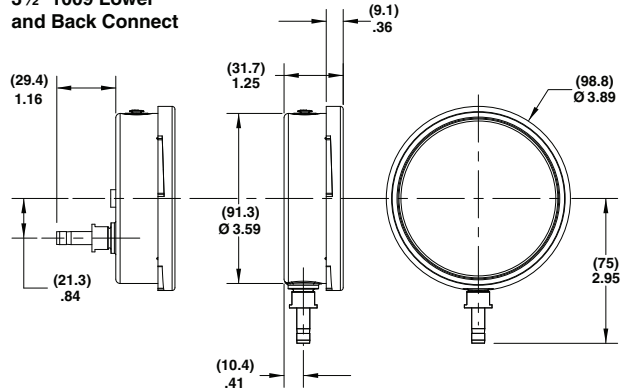


DIMENSIONS

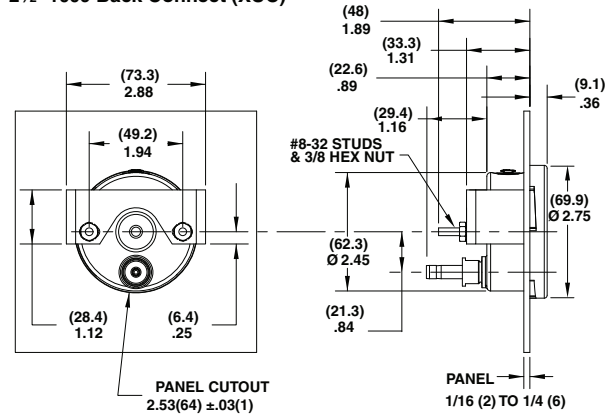
2 1/2" 1009 Lower and Back Connect



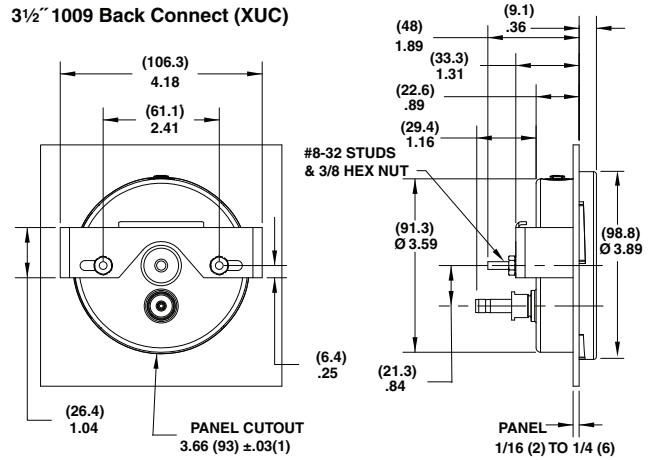
3 1/2" 1009 Lower and Back Connect



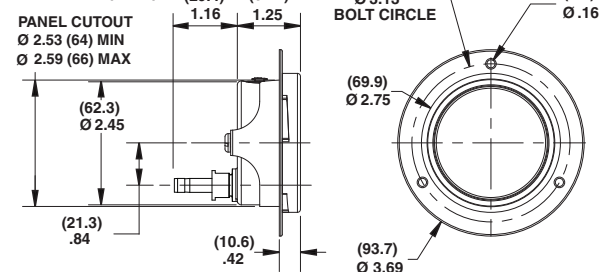
2 1/2" 1009 Back Connect (XUC)



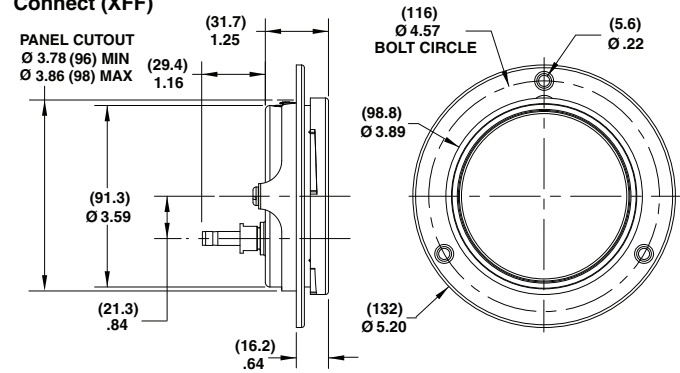
3 1/2" 1009 Back Connect (XUC)



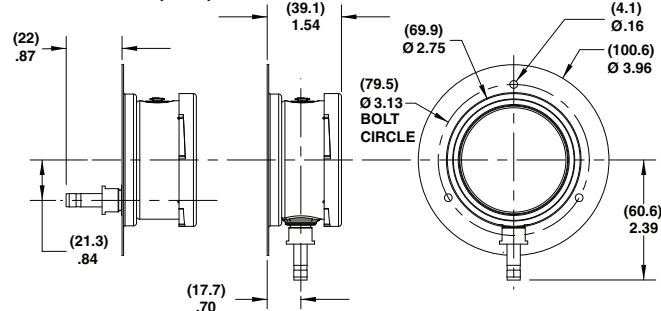
2 1/2" 1009 Back Connect (XFF)



3 1/2" 1009 Back Connect (XFF)



2 1/2" 1009 Lower and Back Connect (XFW)



3 1/2" 1009 Lower and Back Connect (XFW)

