



OIL & GAS



/ LOVE

“ THE ONLY WAY TO DO GREAT WORK IS TO LOVE WHAT YOU DO.”

Steve Jobs

This is what sets us apart - and is the reason why we at Ashcroft are willing to give more. More than just innovative expertise, high precision instruments & lived service.

We care about the connection.

We see our customers as partners whom we meet with heart & mind. We not only identify ourselves with the service we provide, but with the results of our partners.



OIL & GAS

We are aware of our responsibility for the processes and are ready to exceed your expectations! Experience a new form of cooperation!

MEASURE US BY IT!

OIL & GAS



/ THIS IS ASHCROFT

DEVELOPMENT FROM TRADITION

When Edward Ashcroft founded our company in 1852, his mission was to protect the steam-powered industry and its workers by using more sophisticated and reliable instruments. Times have changed, but not our attitude. With a history of more than 165 years, of which more than 40 years with our own production in Europe, we have experienced and learned a lot. Together with our customers, we have mastered three industrial revolutions, survived global and regional conflicts and crisis's. We look forward to accompanying our customers with our products in the fourth industrial revolution as well.

GLOBAL - REGIONAL - LOCAL

Globally positioned - regionally represented and locally available for you. With local contacts who speak your language and are ready to solve your challenges.

OUR GREATEST STRENGTH

All of Ashcroft's products and services are the result of our exceptional people. We are all passionate about our common goal, the best customer satisfaction. Ashcroft is inspired of a common commitment to our work and to each other. Combining the talents of our diverse workforce makes us more competitive, resilient and better able to respond to the ever-changing needs of our customers and markets.

OUR MOTIVATION

As a customer and partner, you are the focus of our attention. We are passionate about designing and producing the most innovative, high quality pressure and temperature measuring instruments on our planet.

OUR VALUES

Our five corporate values are not abstract, but are lived by us, and every Ashcroft employee bases his or her daily actions on them.



THINK CUSTOMER FIRST

Every measure, every plan and every project is aimed first and foremost at you, our customer. We see the world through your eyes.

NEVER SETTLE / CHALLENGE THE STATUS QUO

What was true yesterday is not necessarily true today. At Ashcroft, we challenge each other to never be indifferent, to keep improving ourselves and the company.

RESPECT EACH OTHER

We celebrate our diversity, share our ideas and intensify our collective thinking. We act and discuss in mutual respect and thus find better solutions.

THINK BEYOND BORDERS

Across geographical borders. Beyond the factory. Beyond your own area of responsibility. Beyond the personal comfort zone.

WIN AS A TEAM

The common goal is more important to us than our own.

IDENTIFICATION

COMPETENCE

/ ASHCROFT OIL & GAS

EXPERIENCE

RELIABILITY

OIL & GAS

/ ASHCROFT OIL & GAS

The instrumentation required in the oil and gas industry is associated with Ashcroft® products from the very beginning. We have accompanied and supplied this industry for decades with an unparalleled history and expertise. Our product portfolio ensures the safety of personnel and processes in oil and gas production, transportation and treatment, on many major oil and gas facilities worldwide. You can rely on our measuring instruments. Even under tough and extreme operating conditions, we have the right product for you to ensure highly reliable measurement.

From well drilling to refining and transportation, the challenges of the oil and gas industry are extensive and diverse. Cost pressures and the need to meet the highest standards of safety and environmental protection, Ashcroft engineers have the experience and expertise to understand the complexity of oil and gas processes. We work with you to ensure appropriate solutions to these challenges.

UPSTREAM

Our measuring instruments are designed to withstand even very harsh conditions and to work reliably in the long term. No matter whether in the oil field, on offshore oil platforms or in the oil shale field. Due to the conformity according to NACE guidelines, you can rely on our pressure gauges, diaphragm seals and SIL-capable pressure switches.

MIDSTREAM

On the tanker, at the transfer station and along the entire pipeline, from the first to the last pumping station, Ashcroft has the answer for every application. Our pressure and temperature measurement technology ensures that the flow process is monitored and controlled.

DOWNSTREAM

Applications with aggressive process media, sour gas and other corrosive liquids can be monitored with our NACE-compliant and SIL-capable devices. We provide you with assemblies of measuring instruments and diaphragm seals to ensure that there is no danger for the operation and your personnel. Innovative product features increase the safety and efficiency of the measuring instruments and guarantee a good reading of measured values in dynamic processes with pulsation and/or vibration.



OIL & GAS

/ ASHCROFT EPC PROJECT COMPETENCE

IT IS YOUR PROJECT AND WE UNDERSTAND YOUR CHALLENGES BECAUSE WE SPEAK YOUR LANGUAGE. WE NOT ONLY HELP YOU, WE MAKE IT EASY FOR YOU. BECAUSE WE HAVE BEEN LIVING THE EPC PROJECT BUSINESS FOR OVER 160 YEARS.

That's what makes Ashcroft® unique; no pressure and temperature measurement equipment manufacturer in the world has our global project history. From the initial planning phase (FEED) to maintenance (MRO), we understand your requirements and serve them through our dedicated staff and global presence.



EPC- PLANNING AND CONSTRUCTION

Everything begins with the product selection. Our qualified employees work closely with you to select the right products for your applications. We offer you market-focused products. Products manufactured at ISO-9001 certified manufacturing sites, rigorously tested and validated by approval procedures form the basis. But we offer you more, because our 160 years of experience ensures that errors do not occur in the first place. We also provide you with the tools to make your project perfect:

- Wake Frequency Calculator
- Material Selector / Corrosion Guide



OIL & GAS

EPC- ORDER MANAGEMENT

We know the individual steps in the project business and go through them together with you. We work together with you from the first inquiry to the implementation.

We provide you with competent support and deliver the desired documentation:

- Certified dimensional drawings & 3D models
- Calibration and material test certificates
- Certificates of conformity
- The quality assurance plans, inspection and test reports

We do this for you in many languages, printed and digital, just as you wish.



EPC-PROCESSING

Together with you, we carry out an on-site inspection in our production facilities before shipping the goods in order to meet the product and shipping requirements. We place particular emphasis on correct labelling, packaging and shipping information.

We love details, making installation easier and reducing problems.

We are here to help you meet your needs even after your purchase. Ashcroft is a global company. Through our offices and distributors we serve you in 55 countries. We support and work closely with you to ensure that you get expert and reliable help where and when you need it.

OIL & GAS

/ GAUGES







ASHCROFT® PROCESS GAUGES HAVE BECOME THE INDUSTRY STANDARD. THEIR HIGH RELIABILITY, VERSATILITY AND PERFORMANCE MAKE THEM THE IDEAL INSTRUMENT FOR APPLICATIONS IN THE OIL AND GAS INDUSTRY.

The materials of the wetted parts and housings withstand the harsh operating conditions from offshore production to processing in the refinery.

Life cycle resistance, maximum overload, resistance against pulsations and vibrations exceed the requirements of the standards and guarantee a reliable and safe pressure measurement.

Special measuring ranges and customised designs are available on request.

Traceability as well as a multitude of test procedures and certifications guarantee the fulfilment of your requirements.

MODEL	BOURDON TUBE PRESSURE GAUGE	DIAPHRAGM TYPE PRESSURE GAUGE	CAPSULE PRESSURE GAUGE	DIFFERENTIAL PRESSURE GAUGE	VALVES	ACCESSORIES
						
VERSION	EN 837-1 / DIN 16001 or ASME B40.100	EN 837-3	EN 837-3	DIN 16003	Series with design acc. to DIN 16270, B&B valves, 3- and 5-way valve blocks, ball valves	Pressure limiting valves, swivel gauge adapters, pulsation dampeners
	Open front housing with blow-out disk or S3 safety housing with blow-out back	Open front housing with blow-out disk or S3 safety housing with blow-out back	Open front housing with blow-out disk	Open front housing with blow-out disk or S3 safety housing with blow-out back wall or pressure-resistant construction	High temperature valve packings	Capillary lines, cooling devices and siphons
	Liquid filling or patented PLUS! Damping, optional 4-fold overload	Liquid filling, 5-fold overload, optional 10-fold overload	Liquid filling, optional 10-fold overload	Liquid filling 10 times overload or overload up to nominal pressure	High pressure versions, Power-Piping ASME B31.1	Mounting kits for wall and 2" pipe mounting
RANGE / NOMINAL PRESSURE	-1 bar to 7000 bar	16 mbar to 25 bar	4 mbar to 600 mbar	25 mbar to 40 bar, static pressure up to PN400	Up to PN400 / PN420	
MATERIAL	Stainless steel, Monel	Stainless steel, Hastelloy C	Stainless steel	Stainless steel, Hastelloy C	Stainless steel, duplex steel, Hastelloy C, Monel, special materials	
OPTIONS	/ ATEX-approved versions for use in hazardous areas / Mounting options for panel mounting, wall mounting and 2" pipe mounting / Safety glass or acrylic glass windows, adjustable marker or maximum value pointer / Material test certificates according to EN 10204 3.1, PMI material testing with X-ray fluorescence analysis		/ ATEX-approved versions for use in hazardous areas / Mounting options for panel mounting, wall mounting and 2" pipe mounting / Safety glass or acrylic glass windows, adjustable marker or maximum value pointer / Material test certificates according to EN 10204 3.1, PMI material testing with X-ray fluorescence analysis		/ Customer-specific mounting in assemblies / Hydrostatic pressure test / Material test certificates according to EN 10204 3.1 / PMI material testing with X-ray fluorescence analysis	

MODEL	COMPACT PRESSURE SWITCH	PROCESS PRESSURE SWITCH	PROCESS-DIFFERENTIAL PRESSURE SWITCH
-------	-------------------------	-------------------------	--------------------------------------



VERSION	Piston system with welded diaphragm or O-ring seal	Piston system with welded diaphragm or elastomer diaphragm	Piston system with welded diaphragm or elastomer diaphragm
FEATURES	Switching function SPDT or DPDT, field adjustable or tamper-proof ex works	Switching function SPDT or 2 SPDT, field adjustable, wide selection of microswitches for demanding applications	Switching function SPDT or 2 SPDT, field adjustable, wide selection of microswitches for demanding applications
	Corrosion resistant 316L stainless steel housing with IP67 protection	Die-cast aluminium or stainless steel housing, protection class IP66	Die-cast aluminium or stainless steel housing, protection class IP66
	SIL 3 capable with approval by independent testing organization		
RANGE / NOMINAL PRESSURE	-1 bar to 1000 bar	25 mbar to 210 bar	75 mbar to 42 bar, static pressure up to PN100
MATERIAL	Stainless Steel 316L	Stainless Steel, Monel, Diaphragms made of Buna-N, Teflon or Viton	Stainless Steel, Monel, Diaphragms made of Buna-N, Teflon or Viton
OPTIONS	/ ATEX, IEC Ex, UL, FM and CSA approved versions for use in hazardous areas / Mounting options for wall mounting and 2" pipe mounting / Factory adjustment of switch point with calibration certificate / Mounting of switch in assemblies with diaphragm seals and other accessories		

/ PRESSURE AND DIFFERENTIAL PRESSURE SWITCHES

ASHCROFT® PRESSURE SWITCHES HAVE PROVEN THEMSELVES IN THE PROCESS INDUSTRY FOR MANY YEARS. DESIGN AND MATERIAL SELECTION ENSURE HIGH RELIABILITY AND LONG SERVICE LIFE.

The precision microswitches used are matched to the wide range of special application requirements; hermetically sealed microswitches increase reliability and safety.

For special application conditions, double sealing, NACE-compliant materials, specific approvals and design for high overload or static pressure are offered.

The pressure switches are used for pressure control, alarm signalling and safety shutdown on pressure vessels, compressors and pumps, filters and separators.

We manufacture ASHCROFT® pressure switches regionally in Europe, North and South America, China and Saudi Arabia. This means that they are quickly available anytime and anywhere through our worldwide sales channels.



/ PRESSURE TRANSMITTER

ASHCROFT® PRESSURE TRANSMITTERS ARE USED WORLDWIDE FOR CONTINUOUS MEASUREMENT IN THE OIL AND GAS INDUSTRY.




With our robust sensor technology, proven over many years, combined with intelligent signal processing, we realise precise and long-term stable measuring instruments.





We place particular emphasis on precise measurement within the specified environmental conditions, which is why Ashcroft® pressure transmitters are actively temperature-compensated and linearized during production.

The pressure transmitters in a stainless steel housing are available with a wide range of electrical connections, process connections and analog outputs to meet virtually any custom application.

Traceability as well as a variety of test procedures and certifications ensure that your requirements are met.



MODEL	COMPACT TRANSMITTER	PROCESS-TRANSMITTER	PROCESS-DIFFERENTIAL TRANSMITTER
			
VERSION	Highly flexible pressure transmitter with 4-20 mA signal output or voltage signal	Intelligent pressure process transmitter with local display and signal output 4-20 mA, optionally with HART® protocol	Intelligent differential pressure process transmitter with local display and signal output 4-20 mA, optionally with HART® protocol
FEATURES	Housing 316L stainless steel, temperature range from -40 ... 125°C, zero and span adjustable	Housing stainless steel 304 or 316L, temperature range from -20 ... 70°C, freely configurable with firmware	Housing stainless steel 304 or 316L, temperature range from -20 ... 70°C, freely configurable with firmware
ACCURACY	1%, 0,5% or 0,25%	0.075% with measuring range scaling 20:1	0.075% with measuring range scaling 100:1
PROCESS-CONNECTION	Female and male thread form G, M and NPT, sealing cone, VCR fitting	Screw connection, flange according to ASME B16.5 or EN1092-1, Hygienic connections according to international, European or manufacturer standards	1/4 NPT female or 1/2 NPT female with oval flange according to IEC, type A
RANGE	0,1 ... 1400 bar, absolute pressure up to 20 bar	0,03 ... 1000 bar	0,01 ... 20 bar, static pressure PN160 or PN250
MATERIAL	Stainless steel 17-4PH or 316L, special alloy for H2 application	Flange stainless steel or special material, diaphragm stainless steel, Hastelloy C, Tantalum or gold plated	Chamber and diaphragm stainless steel or Hastelloy C, diaphragm Tantalum
OPTIONS	/ ATEX and IEC Ex-approved versions for use in hazardous areas / Customer-specific mounting in assemblies with accessories or diaphragm seals / Customer-specific adaptations for calibration, process connection and electrical connection		

MODEL	SCREW CONNECTION	FLANGE CONNECTION	FLANGE CONNECTION WITH TUBES	INTERFLANGE CONNECTION
				
VERSION	Fully welded construction with internal diaphragm for threaded mounting	Fully welded construction with flush diaphragm for flange mounting	Fully welded construction with tube and flush diaphragm for installation in insulated pipes	Fully welded construction with integrated capillary and flush diaphragm for installation between flanges
FEATURES	Optionally with integrated flushing connection	Cost-effective solution for corrosive media	Design enables installation without dead space, tube length according to customer requirements	Fully welded construction with integrated capillary and flush diaphragm for installation between flanges
PROCESS-CONNECTION	Female and male thread form G, R, M and NPT	Flange ASME B16.5: 1" to 4", EN1092-1: DN25 to DN125	Flange ASME B16.5: 2" to 4", EN 1092-1: DN50 to DN100	Flange ASME B16.5: 1 1/2" to 4", EN 1092-1: DN40 to DN125
RATING	PN100 to max. 689 bar	150 to 2500 lbs, PN10 to PN100	150 to 1500 lbs, PN10 to PN40	150 to 2500 lbs, PN10 to PN100
MATERIAL	Stainless steel, Duplex, Monel, Hastelloy C, Inconel	Flange stainless steel or special material, diaphragm stainless steel, Duplex, Monel, Hastelloy C, Inconel, Tantalum	Flange and tube stainless steel or special material, diaphragm stainless steel, Duplex, Hastelloy C, Inconel, Tantalum	Flange stainless steel or special material, diaphragm stainless steel, Duplex, Monel, Hastelloy C, Inconel, Tantalum
OPTIONS	/ ATEX-approved versions for use in hazardous areas / Coating of wetted parts with Teflon, PFA or Halar, gold-plated diaphragms / Customer-specific mounting in assemblies with pressure gauges, pressure switches and pressure transmitters / Filling liquids for special operating conditions such as extreme temperatures and highly reactive media / Material test certificates according to EN 10204 3.1, PMI material testing with X-ray fluorescence analysis			



/ DIAPHRAGM SEAL

ASHCROFT® DIAPHRAGM SEALS ARE USED WORLDWIDE TO PROTECT MEASURING INSTRUMENTS IN THE OIL AND GAS INDUSTRY. DIAPHRAGM SEALS ARE USED ON PRESSURE GAUGES, PRESSURE SWITCHES AND PRESSURE TRANSMITTERS DIRECT OR WITH CAPILLARY ADDED.

They reliably decouple extreme process temperatures, separate solids, highly viscous and crystallising media, protect measuring instruments from corrosion and allow installation without dead space.

The additional double separation from the process increases reliability and ensures the protection of employees, processes and the environment.

We adapt the process connections to customer requirements. Whether special threads, flanges according to national or API standards or special high-pressure clamp connections, ASHCROFT® diaphragm seals fit any process interface.

Traceability as well as a variety of testing procedures and certifications ensure that your requirements are met.



/ THERMOMETER

ASHCROFT® THERMOMETERS HAVE PROVEN THEMSELVES WITH THEIR HIGH RELIABILITY, VERSATILITY AND PERFORMANCE IN MANY APPLICATIONS IN THE OIL AND GAS INDUSTRY.





The materials of the sensors and housings withstand the harsh operating conditions from offshore production to processing in the refinery.

The silicone damping of the bimetallic coil, liquid filling in the case or the special movementless system of the Duratemp® thermometer make these thermometers particularly resistant to vibration.

Maxivision® dials ensure easy and safe reading of the measured value without parallax error.

Traceability as well as a variety of test procedures and certifications ensure that your requirements are met.



MODEL	BIMETAL-THERMOMETER	BIMETAL-THERMOMETER	GAS PRESSURE THERMOMETER	GAS PRESSURE THERMOMETER
				
VERSION	EN 13190	ASME B40.200	EN 13190	ASME B40.200
FEATURES	Stainless steel bayonet housing with optional zero adjustment, protection class IP66	Stainless steel crimped ring housing with zero adjustment, protection class IP66	Stainless steel bayonet housing with zero adjustment, protection class IP65	Stainless steel, phenolic resin or aluminium die-cast housing IP54 or hermetically sealed
	Silicone-damped bimetal coil, optional probe with neck tube reinforcement	Silicone-damped bimetal coil, optional probe with neck tube reinforcement	Temperature compensated gas pressure system with fixed probe, surface probe or probe with capillary	Vibration-resistant molecular sieve gas pressure system without measuring element with fixed probe or probe with capillary line
CONNECTION POSITION	Bottom, rear or adjustable every angle connection			
RANGE	-50 ... 500 °C	-50 ... 500 °C	-200 ... 800 °C	-200 ... 650 °C
ACCURACY	Class 1	Grade A (1%)	Class 1	Grade A (1%)
OPTIONS	/ ATEX-approved versions for use in hazardous areas / Gas pressure thermometers with magnetic snap-action contacts or inductive contacts / Safety glass or acrylic glass windows, adjustable marker or maximum value pointers / Sensors with neck tube extensions and pressure-resistant screw connections for capillary lines			

MODEL	TEMPERATURE SENSOR WITH FIXED PROBE	TEMPERATURE SENSOR MODEL WITH SURFACE SENSOR	TEMPERATURE SWITCH
-------	-------------------------------------	----------------------------------------------	--------------------



VERSION	Measuring insert with Pt100 according to IEC 60751 or thermocouple type E, J, K or N according to IEC 60584-2 or ISA MC 96.1	Thermocouple type E, J, K or N according to IEC 60584-2 or ISA MC 96.1	Vapor pressure temperature system (SAMA Class II system), on diaphragm-piston-cylinder system acting
FEATURES	Connection with terminal block or head transmitter 4-20 mA with HART® protocol	Connection with terminal block or head transmitter 4-20 mA with HART® protocol	Switching function SPDT or 2 SPDT, Field adjustable, wide selection of microswitches for demanding applications
	Head housing type DIN-B, BBK, BUZ and BUZH, protection class up to IP66	Head housing type DIN-B, BBK, BUZ and BUZH, protection class up to IP66	Die-cast aluminium or stainless steel housing, protection class IP66
ACCURACY	Pt100 Class B, Class A or Class AA Thermocouple Class 1, 2 or 3	Thermocouple Class 1, 2 or 3	Switching accuracy 1% of measuring span
PROCESS-CONNECTION	Fixed connection with thread with or without neck tube, compression fitting	Surface probe for welding, screwing or clamping	Union connection 1/2 NPT or G
RANGE	Pt100: -200 ... 600 °C Thermocouple: -200 ... 1000 °C	-200 ... 1100 °C	-40 ... 400 °C
MATERIAL	Stainless steel, Inconel 600	Stainless steel, Inconel 600, AISI 446, Hastelloy X	Stainless steel
OPTIONS	/ ATEX and IEC Ex-approved versions for use in hazardous areas / Risk analysis for functional safety SIL / Thermowells in screwed, flanged, weld-in or van Stone design / Customer-specific adaptations for calibration, process connection and electrical connection		

TEMPERATURE SENSORS AND SWITCHES

ASHCROFT® AND RÜEGER TEMPERATURE SENSORS AND TEMPERATURE SWITCHES WERE DEVELOPED FOR THE REQUIREMENTS OF TEMPERATURE MEASUREMENT IN THE OIL AND GAS INDUSTRY.

With our robust sensor technology, proven over many years, we produce precise, vibration-resistant measuring instruments that are resistant to environmental conditions and have long-term stability.

The temperature sensors and switches are installed directly in the thermowell or remotely with a flexible sensor or capillary line.

Special surface sensors enable temperature measurement on pipelines and tanks without the installation of thermowells.

Traceability as well as a multitude of test procedures and certifications guarantee that your requirements are met.





/ THERMOWELL

ASHCROFT® THERMOWELLS ARE USED FOR PROCESSES WITH HIGH FLOW RATES AND CORROSIVE MEDIA.




They insulate and protect the temperature measuring instrument and allow it to be dismantled without shutting down the process.

Standard thermowells are made of bar stock material and are screwed, flanged or welded in.

Special materials and customised designs are available on request.

Traceability as well as a variety of test procedures and certifications ensure that your requirements are met.



MODEL	SCREWED	FLANGED	WELDED	VAN STONE
				
DESIGN	Tapered, straight, or stepped	Tapered, straight, or stepped	Tapered, straight, or stepped	Tapered
FEATURES	One piece from bar stock material	One piece from bar stock with welded flange or one piece forged	One piece from bar stock material	One piece from bar stock material with welded flange or one piece forged
PROCESS-CONNECTION	1/2 ... 1 1/2 NPT, G, R or metric M thread	Flanges according to ASME B16.5, EN 1092-1 or other national standards, with or without sealing face or with annular groove	3/4 ... 1 1/2"	1" and 1 1/2" cover flanges, factory standards such as SHELL
MATERIAL	Steel, stainless steel, duplex steels, Monel, Hastelloy, Inconel, special alloys			
OPTIONS	/ Stamped with traceable material and batch number / Full penetration welds for flanged thermowells / Tests and certificates including wake frequency analysis according to ASME PTC 19.3 TW-2016 / Hydrostatic pressure test, external or internal / Non-destructive tests with ultrasonic or X-ray methods			

		GAUGES	SWITCHES	TANSMITTERS	DIAPHRAGM SEALS	THERMO-METERS	TEMPERATURE SENSORS AND SWITCHES	THERMO-WELLS
SAFETY	PED 2014/48/EU	✓	✓	✓				
	Functional safety SIL		✓	✓			✓	
	Explosion protection 2014/34/EU	✓	✓	✓	✓	✓	✓	
	Explosion protection IEC Ex, UL, FM, CSA		✓	✓	✓		✓	
	Regional approvals like CPA, CRN, EAC, IMMETRO	✓	✓	✓	✓	✓	✓	✓
MATERIAL	Traceability according to EN 10204 3.1	✓	✓	✓	✓			✓
	Mix-up test PMI test	✓	✓	✓	✓	✓	✓	✓
	Dye Penetrant Testing	✓	✓	✓	✓			✓
	EN ISO 15156-3/NACE MR 0175 and NACE MR 0103	✓	✓	✓	✓			✓
SERVICES	Calibration certificate	✓	✓	✓		✓	✓	
	Hydrostatic test	✓	✓	✓	✓			✓
	Helium leak test	✓	✓	✓	✓			



PRODUCT APPROVALS AND TESTS FOR THE OIL AND GAS INDUSTRY

THE USE OF OUR ASHCROFT® PRODUCTS IN SAFETY CRITICAL APPLICATIONS IN THE OIL AND GAS INDUSTRY REQUIRES PRODUCT APPROVALS AND TESTING AT THE HIGHEST LEVEL.

Therefore we have established a quality assurance system according to ISO 9001 in all plants, which is supplemented by further systems for ATEX or ISO 17025.

Since our measuring instruments are integrated into complex safety-critical control systems, we also certify our products for functional safety SIL.

The materials used are traceably sourced from reliable suppliers. Additional non-destructive testing ensures quality.

A large offshore oil rig is shown at sunset, with the sky transitioning from orange to blue. The rig is illuminated with warm lights, and its complex structure of pipes, ladders, and cranes is visible. The rig is situated on a platform over the ocean.

 **ASHCROFT**[®]
Trust the shield.[®]

 www.ashcroft.eu

ASHCROFT INSTRUMENTS GMBH • Max-Planck-Str. 1 • 52490 Baesweiler • GERMANY